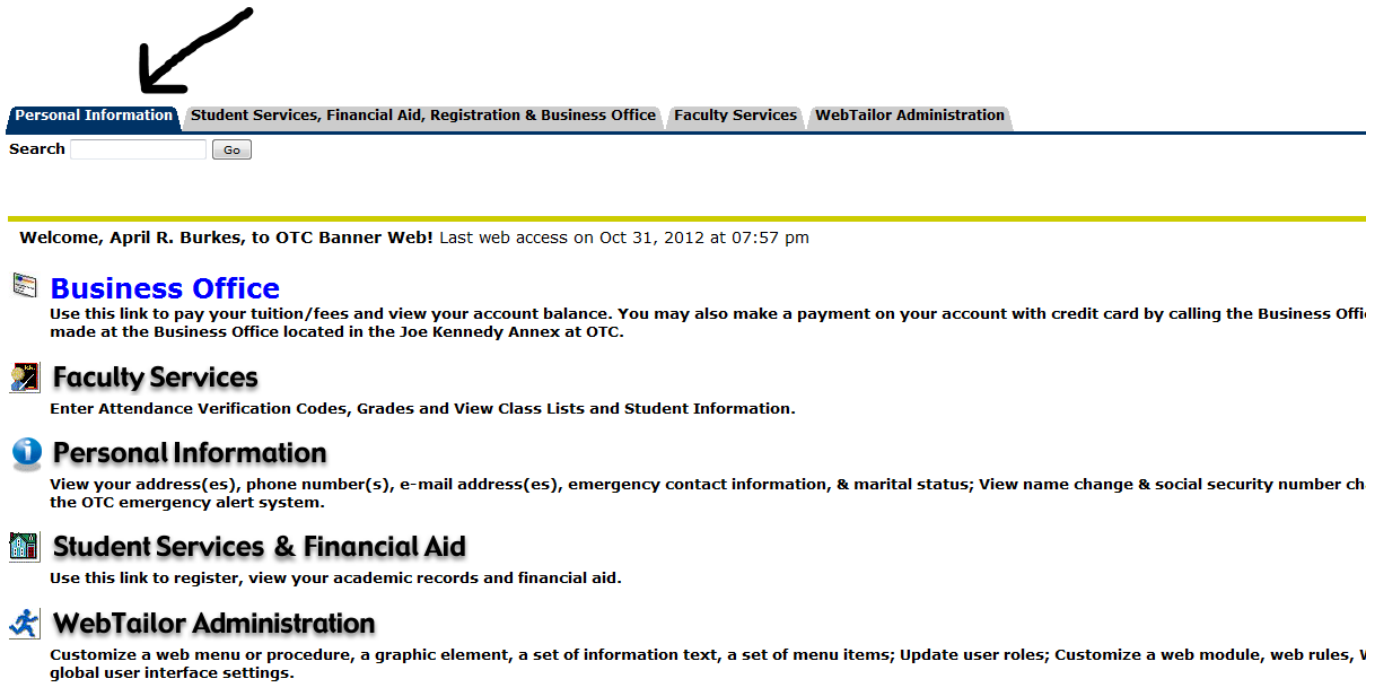


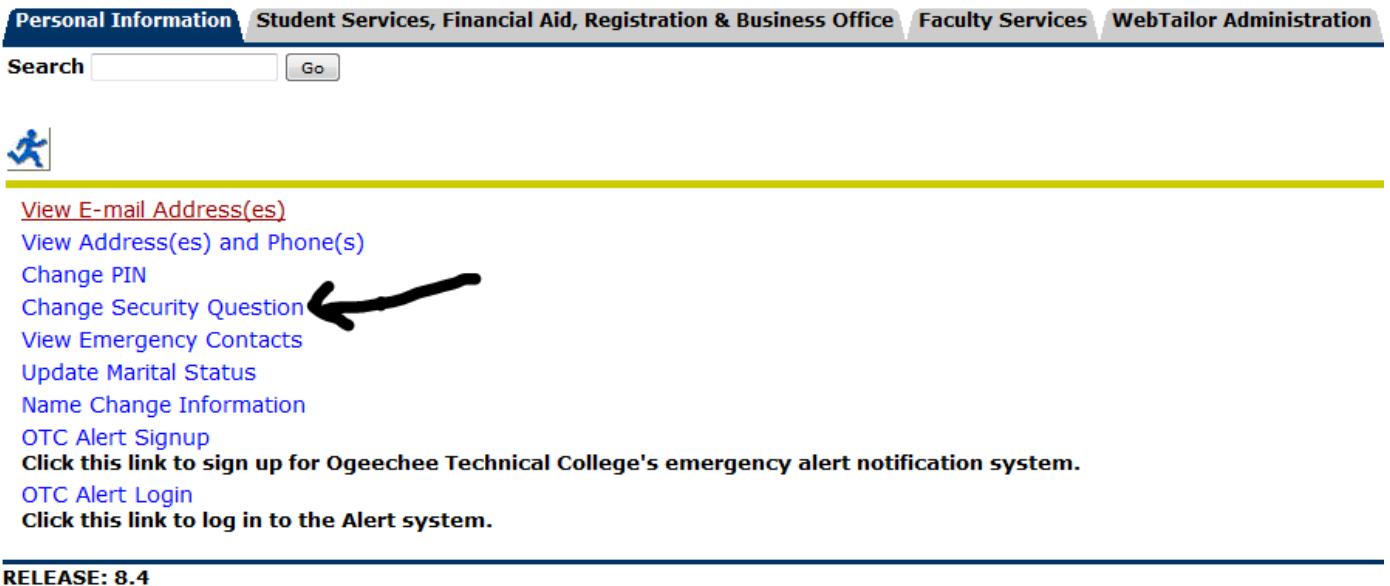
# How do I change my Banner Web Security Questions?

- 1.) Log in to Banner Web
- 2.) Click the Personal Information Tab from the home menu.



The screenshot shows the Banner Web home page. At the top, there is a navigation bar with tabs for "Personal Information", "Student Services, Financial Aid, Registration & Business Office", "Faculty Services", and "WebTailor Administration". Below the navigation bar is a search box with a "Go" button. A yellow horizontal line separates the navigation from the main content. The main content area contains several sections, each with an icon and a title: "Business Office", "Faculty Services", "Personal Information", "Student Services & Financial Aid", and "WebTailor Administration". A hand-drawn black arrow points from the top left towards the "Personal Information" tab in the navigation bar.

- 3.) Click the Change Security Question link on the Personal Information menu.



The screenshot shows the Banner Web Personal Information menu. At the top, there is a navigation bar with tabs for "Personal Information", "Student Services, Financial Aid, Registration & Business Office", "Faculty Services", and "WebTailor Administration". Below the navigation bar is a search box with a "Go" button. A yellow horizontal line separates the navigation from the main content. The main content area contains a list of links: "View E-mail Address(es)", "View Address(es) and Phone(s)", "Change PIN", "Change Security Question", "View Emergency Contacts", "Update Marital Status", "Name Change Information", "OTC Alert Signup", "Click this link to sign up for Ogeechee Technical College's emergency alert notification system.", "OTC Alert Login", and "Click this link to log in to the Alert system.". A hand-drawn black arrow points from the right towards the "Change Security Question" link.

Search



Please choose a question that you can remember:

Examples:

What is my mother's maiden name?

What is my child's name?

What is my spouses name?

What is my favorite color?

What is my pet's name?

Please Confirm your Pin:

Question number 1 of 2.

Question: Not Selected

Answer:

OR

Question: What is my mother's maiden name?

Answer:

- 4.) Key in your PIN to confirm it in the blank field provided.
- 5.) Select the top suggest question: "What is my favorite color?" in the drop-down menu.
- 6.) Type your Answer in the blank line directly below the question.
- 7.) Erase the bottom question. On the screen shot below, the question that I need to remove before hitting "Submit" says: "What is my mother's maiden name?"

Search



Please choose a question that you can remember:

Examples:

What is my mother's maiden name?

What is my child's name?

What is my spouses name?

What is my favorite color?

What is my pet's name?

Please Confirm your Pin:

Question number 1 of 2.

Question: What is my favorite color?

Answer: red

OR

Question: What is my mother's maiden name?

Answer:




8.) The page now shows Question number 2 of 2. You will now type in the answer to the question: "What is my mother's maiden name?"

**Personal Information** Student Services, Financial Aid, Registration & Business Office

Search

---

 **Please choose a question that you can remember:**

**Examples:**

- What is my mother's maiden name?
- What is my child's name?
- What is my spouses name?
- What is my favorite color?
- What is my pet's name?

**Question number 2 of 2.**

**Question:** What is my mother's maiden name? ▾

**Answer:**

OR


**Question:**

**Answer:**

9.) Once you click the "Submit" button you will be returned to the Personal Information Menu. Please not that you will have a message to notify your changes have been successfully saved into the Banner Student Information System.

**Personal Information** Student Services, Financial Aid, Registration & Business Office **Faculty Services**

Search



**✓ Your changes were saved successfully**

- [View E-mail Address\(es\)](#)
- [View Address\(es\) and Phone\(s\)](#)
- [Change PIN](#)
- [Change Security Question](#)
- [View Emergency Contacts](#)
- [Update Marital Status](#)
- [Name Change Information](#)
- [OTC Alert Signup](#)
- Click this link to sign up for Ogeechee Technical College's emergency alert notification system.**
- [OTC Alert Login](#)
- Click this link to log in to the Alert system.**

---

RELEASE: 8.4

10.) Congratulations! You have completing the process to change your Banner Web Security Questions!

*As set forth in its student catalog, Ogeechee Technical College does not discriminate on the basis of race, color, creed, national or ethnic origin, gender, religion, disability, age, political affiliation or belief, genetic information, veteran status, or citizenship status (except in those special circumstances permitted or mandated*